

500W Silent X Power Supply Upgrade Kit for Shuttle XPCs - Turn your XPC into a high-performance system

The Shuttle XPC Accessory PC63J is a new high-end power supply with a maximum output wattage of 500W suitable for XPCs with J- and R-series case. With a low noise level of only 30dB, it is ideal for use in any noise-sensitive environments such as a library and offices. Thanks to its 80 PLUS Bronze certification for power-efficient devices, this power supply is also suitable for ENERGY STAR® compliant systems. Benefit from less power consumption and less energy costs using PC63J.



Feature Highlight

Input	<ul style="list-style-type: none"> Input Voltage: 100~240V AC Input Current: 8A / 4A (115/230V AC) Frequency: 60~50 Hz Active PFC (Power Factor Correction)
Output	<ul style="list-style-type: none"> Total combined output (3.3/5/12V): 500W Total combined output (3.3/5V): 130W Max. Current: +12V1: 16A / +12V2: 16A / +12V3: 17A / +3.3V: 18A / +5V: 16A / +5VSB: 2.5A (Standby) / -12V: 0.3A Hold up time: >17ms (full load, 115V AC) +12V Rise time: <20ms (full load) Protection: OTP/OPP/UVP/OCP/SCP/OVP
Energy efficiency	<ul style="list-style-type: none"> 80PLUS Bronze compliant: the PSU provides at least 82/85/82% efficiency at 20/50/100% load. aligns to the power supply requirements of Energy Star 4.0
Connectors	<ul style="list-style-type: none"> Mainboard ATX 4+4 pin (12V) + 20 pin 3x S-ATA, 2x Molex, 1x FDD, PCIe 6+6+2 Cable length designed for the XPC
Environmental	<ul style="list-style-type: none"> Operating Temperature: 10~50°C Storage Temperature: -40~70°C MTBF: >100.000 hours (75% load, 25°C) Noise: <30dB at 50cm for 200W Load
Safety/EMI	<ul style="list-style-type: none"> EMI/RFI: FCC class B, CE, BSMI, CCC Safety: cUL, TÜV, CB, BSMI, CCC
Other	<ul style="list-style-type: none"> Dimension: 200 x 82 x 53 mm (l x w x h) Weight: 1.1kg net, 1.2kg gross
Compatibility	<ul style="list-style-type: none"> Supported Shuttle XPC models: SG41J1/J4 series, SH55J2, SX58J3, SH61R4 and SZ68R5.



ATX
20 pin



ATX 12V
4+4 pin



6 pin &
6+2-pin
PCIe X16



1x
Floppy



2x
Molex



3x
S-ATA



Order number: POC-PC63J

Easy installation of PC63J




① Place the power supply in position. Secure from the back with three Phillips head screws.



② Feed the HDD cable through the reverse hole as shown and attach to storage devices.



③ Attach the 20-pin ATX and 2x2-pin (or 1x4-pin) power supply plugs to the mainboard.





④ Finally, secure again from top with Phillips head screw.







Images are for illustration purpose only.

Universal ATX12V plug

SX58J3





SH55J2



The ATX12V plug of the power supply consists of two 4-pin plugs, which can be combined to one single 8-pin plug. They can easily be separated again by using long-nosed pliers (as shown in the photo).

Power Supplies for XPCs with J- and R-Chassis

Power Supply	PC41J	PC61J	PC63J
Output wattage	250W	300W	500W
Efficiency logo	Standard	80 PLUS Bronze	80 PLUS Bronze
Additional power connectors for graphics cards	Not available (since Part-No. ...F002 with 6-pin-power connector – see below)	6-pin (75W) 	6-pin (75W) and 6+2-pin (150W) 
Compatible Shuttle XPCs	<ul style="list-style-type: none"> Standard-power supply for SG41J1/J4-Series and SH61R4 	<ul style="list-style-type: none"> Upgrade kit for SG41J1/J4-Series and SH61R4 Standard-power supply for SH55J2 	<ul style="list-style-type: none"> Upgrade kit for SG41J1/J4-Series, SH61R4 and SH55J2 Standard-power supply for SX58J3 and SZ68R5

Please refer to the support list for detailed graphics card support information.

Shuttle Power Supply Part Number Location:

